


# R45

AVVOLGIBILE IN ALLUMINIO COIBENTATO  
CON POLIURETANO  
MEDIA DENSITÀ



BLOCCAGGIO STECCA



STANDARD CON TAPPO  
LATERALE SPILLATO

Profilo in alluminio per avvolgibile a schiuma poliuretanic  
ecologica ad alta stabilità e lunga durata.

## CARATTERISTICHE TECNICHE

### DIMENSIONE PROFILO

9 x 45 mm

### PESO PER MQ

c.ca 2,8 kg

### SPESSORE ALLUMINIO

0,30 mm

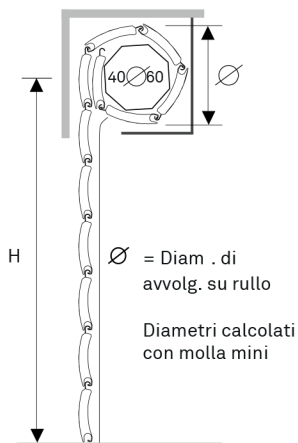
### BARRE PER 1MT DI ALTEZZA

22

### LARGHEZZA MASSIMA CONSENTITA

3500 mm

Diametro di arrotolamento



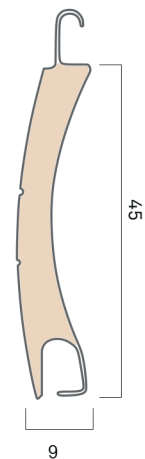
Su rullo ø 40  
altez. telo -> diametro

1000	-> 115
1200	-> 125
1300	-> 130
1400	-> 130
1500	-> 135
1600	-> 140
1700	-> 145
1800	-> 150
1900	-> 150
2000	-> 155
2200	-> 160
2400	-> 165
2600	-> 170
2800	-> 175
3000	-> 180
3300	-> 185

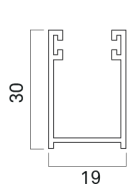
Su rullo ø 60  
altez. telo -> diametro

1000	-> 115
1200	-> 120
1300	-> 125
1400	-> 130
1500	-> 140
1600	-> 145
1700	-> 150
1800	-> 155
1900	-> 160
2000	-> 165
2200	-> 165
2400	-> 170
2600	-> 175
2800	-> 175
3000	-> 185
3300	-> 190

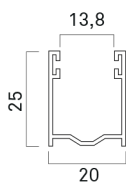
PROFILO



## GUIDE COMPATIBILI PER NUOVE REALIZZAZIONI

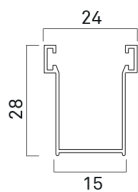


**G30**



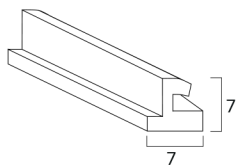
**G25**

## GUIDE COMPATIBILI PER SOSTITUZIONI

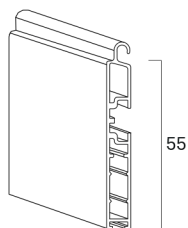


**G15**

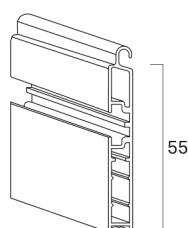
## TERMINALI COMPATIBILI



In gomma  
7 x 7 mm  
TERPVCUDU



in alluminio 9x55  
55 mm  
T45



in allum. 9x55  
ad attacco contrario  
55 mm  
T22